

179838-1 ✓ ACTIVE



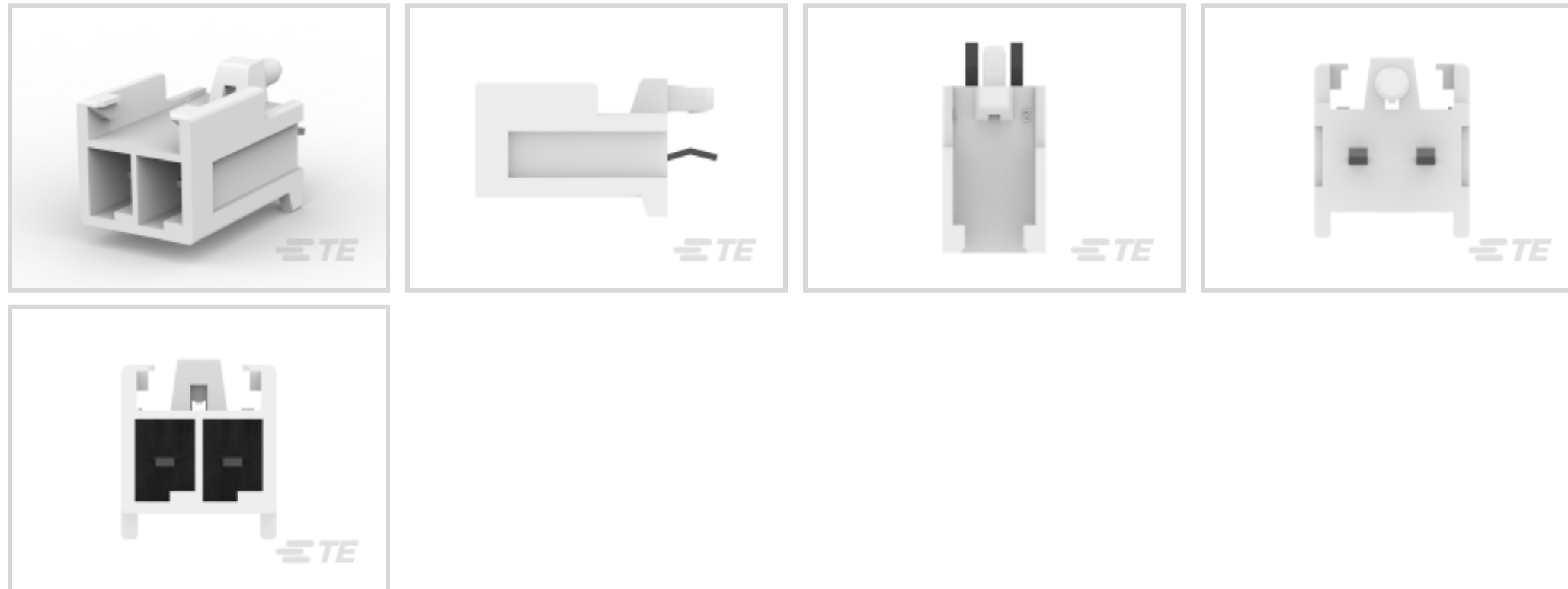
Power Double Lock

TE Internal #: 179838-1

Rectangular Power Connectors, Header, Receptacle, Wire-to-Board, 2 Position, 3.96 mm [.156 in] Centerline, Printed Circuit Board, Power Double Lock

[View on TE.com >](#)

Connectors > Power Connectors > Rectangular Power > Rectangular Power Connectors > Glow Wire Power Double Lock Header



Rectangular Power Connector Type: **Header**

Connector & Housing Type: **Receptacle**

Connector System: **Wire-to-Board**

Number of Positions: **2**

Centerline (Pitch): **3.96 mm [.156 in]**

[All Glow Wire Power Double Lock Header \(2\)](#)

Features

Product Type Features

Header Type	Fully Shrouded
Rectangular Power Connector Type	Header
Connector & Housing Type	Receptacle
Connector System	Wire-to-Board
Sealable	No
Connector & Contact Terminates To	Printed Circuit Board

Configuration Features

Number of Positions	2
PCB Mount Orientation	Vertical
Number of Power Positions	2
Number of Signal Positions	0
Number of Rows	1



Electrical Characteristics

Operating Voltage	50 VAC
-------------------	--------

Contact Features

Contact Layout	Inline
Contact Current Rating (Max)	14 A
Contact Retention Within Housing	Without
Contact Type	Tab
PCB Contact Termination Area Plating Material	Tin
Contact Mating Area Plating Material	Tin
Contact Mating Area Plating Material Thickness	31.49 μm [.8 μin]
Contact Termination Area Plating Thickness	1 μm [39.37 μin]

Termination Features

Termination Post & Tail Length	3.8 mm[.148 in]
Termination Method to Printed Circuit Board	Through Hole - Solder

Mechanical Attachment

Mating Alignment Type	Polarization
Mating Alignment	With
PCB Mount Alignment	With
PCB Mount Retention	With
PCB Mount Retention Type	Mounting Post
Connector Mounting Type	Board Mount
Mating Retention	With
Mating Retention Type	Latch

Housing Features

Centerline (Pitch)	3.96 mm[.156 in]
Housing Color	Natural
Housing Material	Nylon 6/6 GF

Dimensions

Accepts Wire Insulation Diameter Range	3.1 mm
Width	9 mm
PCB Thickness (Recommended)	.06 mm[1.6 in]
Height	14.6 mm



Length	10.2 mm
--------	---------

Usage Conditions

Operating Temperature Range	-30 – 105 °C[-22 – 221 °F]
-----------------------------	----------------------------

Operation/Application

Circuit Application	Power
---------------------	-------

Industry Standards

UL Flammability Rating	UL 94V-0
Glow Wire Rating	GWT 750°C (Without Flame)
Agency/Standard Number	C22.2 No. 182.3, E28476
Agency/Standard	CNR, UL
VDE Tested	Yes

Packaging Features

Packaging Method	Box & Tray, Tray
Packaging Quantity	490

Other

For Use With	Plug
--------------	------

Product Compliance

[For compliance documentation, visit the product page on TE.com>](#)

EU RoHS Directive 2011/65/EU	Compliant
EU ELV Directive 2000/53/EC	Compliant
China RoHS 2 Directive MIIT Order No 32, 2016	No Restricted Materials Above Threshold
EU REACH Regulation (EC) No. 1907/2006	Current ECHA Candidate List: JUNE 2022 (224) Candidate List Declared Against: JUNE 2022 (224) Does not contain REACH SVHC
Halogen Content	Not Low Halogen - contains Br or Cl > 900 ppm.
Solder Process Capability	Wave solder capable to 265°C

Product Compliance Disclaimer

This information is provided based on reasonable inquiry of our suppliers and represents our current actual knowledge based on the information they provided. This information is subject to change. The part numbers that TE has identified as EU RoHS compliant have a maximum concentration of 0.1% by weight in homogenous materials for lead, hexavalent chromium, mercury, PBB, PBDE, DBP, BBP, DEHP, DIBP, and 0.01% for cadmium, or qualify for an exemption to these limits as defined in the Annexes of Directive 2011/65/EU (RoHS2). Finished electrical and electronic equipment products

will be CE marked as required by Directive 2011/65/EU. Components may not be CE marked. Additionally, the part numbers that TE has identified as EU ELV compliant have a maximum concentration of 0.1% by weight in homogenous materials for lead, hexavalent chromium, and mercury, and 0.01% for cadmium, or qualify for an exemption to these limits as defined in the Annexes of Directive 2000/53/EC (ELV). Regarding the REACH Regulation, the information TE provides on SVHC in articles for this part number is based on the latest European Chemicals Agency (ECHA) 'Guidance on requirements for substances in articles' posted at this URL: <https://echa.europa.eu/guidance-documents/guidance-on-reach>

Compatible Parts




TE Part # CAT-P87024-P729
STD Temp Power Double Lock Plug



TE Part # 179839-9
AMP POWER D/LOCK T/HDR ASSY 3P


Also in the Series | Power Double Lock



Connector Contacts(1)



Insertion & Extraction Tools(2)



Power Contacts(23)



Rectangular Connector Locking(14)



Rectangular Power Connectors(284)

Documents

Product Drawings

[AMP POWER D/LOCK T/HDR ASSY 2P](#)

English

CAD Files

[Customer View Model](#)

[ENG_CVM_179838-1_D.3d_igs.zip](#)

English

**Customer View Model**[ENG_CVM_179838-1_D.3d_stp.zip](#)

English

Customer View Model[ENG_CVM_179838-1_D.2d_dxf.zip](#)

English

3D PDF

English

3D PDF

3D

Customer View Model[ENG_CVM_CVM_179838-1_B.2d_dxf.zip](#)

English

Customer View Model[ENG_CVM_CVM_179838-1_B.3d_igs.zip](#)

English

Customer View Model[ENG_CVM_CVM_179838-1_B.3d_stp.zip](#)

English

By downloading the CAD file I accept and agree to the [Terms and Conditions](#) of use.

Datasheets & Catalog Pages[SOFT_SHELL_PIN_AND_SOCKET_CONNECTORS_CATALOG](#)

English

Product Specifications[Product Specification](#)

English

Product Environmental Compliance[MD_179838-1_12032014346_dmtec](#)

English

[MD_179838-1_12032014346_dmtec](#)

English

Instruction Sheets[Instruction Sheet \(non U.S.\)](#)

English

[AMP POWER DOUBLELOCK CONNECTOR SERIES](#)

English

Agency Approvals[CSA Certificate](#)

English